


High-voltage Battery System



T-BAT-SYS-HV-S2.5

5.12 kWh ~ 33.28 kWh



Smart Management

- Remote fault diagnosis, upgrade and maintenance
- Unique battery heating tech for low-temperature operation



Assured Reliability

- LFP battery cell & high-performance processors
- IP65 Ingress protection
- Soft start to protect from a sudden surge
- Aerosol fire suppression for precise protection



High Performance







- 5.1-33.2 kWh wide capacity range
- Max. 50A charging / discharging current
- Cycle life > 6000 cycles









Flexible Adaptability

- Supports battery expansion
- Stackable modules, plug and play design
- With TCBox-70, supports up to three battery towers; with battery expansion cables, supports up to two battery towers^①

^① Selection should be based on the inverter's actual compatibility

	T-BAT HS5.0	T-BAT HS7.5	T-BAT HS10.0	T-BAT HS12.5	T-BAT HS15.0	T-BAT HS17.5
Number of modules	 2	 3	 4	 5	 6	 7
GENERAL INFORMATION						
Nominal voltage	102.4 d.c. V	153.6 d.c. V	204.8 d.c. V	256.0 d.c. V	307.2 d.c. V	358.4 d.c. V
Operating voltage range	90 - 116 d.c. V	135 - 174 d.c. V	180 - 232 d.c. V	225 - 290 d.c. V	270 - 349 d.c. V	315 - 406 d.c. V
Nominal energy	5.1 kWh	7.6 kWh	10.2 kWh	12.8 kWh	15.3 kWh	17.9 kWh
Usable energy (90% DOD) ^①	4.6 kWh	6.9 kWh	9.2 kWh	11.5 kWh	13.8 kWh	16.1 kWh
Rated charge / discharge power	3.1 kW	4.6 kW	6.1 kW	7.7 kW	9.2 kW	10.8 kW
Max. charge / discharge power	5.1 kW	7.6 kW	10.2 kW	12.8 kW	15.3 kW	17.9 kW
Dimensions (W x H x D)	510 x 522 x 365 mm	510 x 659.5 x 365 mm	510 x 797 x 365 mm	510 x 934.5 x 365 mm	510 x 1072 x 365 mm	510 x 1209.5 x 365 mm

	T-BAT HS20.0	T-BAT HS22.5	T-BAT HS25.0	T-BAT HS27.5	T-BAT HS30.0	T-BAT HS32.5
Number of modules	 8	 9	 10	 11	 12	 13
GENERAL INFORMATION						
Nominal voltage	409.6 d.c. V	460.8 d.c. V	512.0 d.c. V	563.2 d.c. V	614.4 d.c. V	665.6 d.c. V
Operating voltage range	360 - 465 d.c. V	405 - 522 d.c. V	450 - 580 d.c. V	495 - 636 d.c. V	540 - 695 d.c. V	585 - 750 d.c. V
Nominal energy	20.4 kWh	23.0 kWh	25.6 kWh	28.1 kWh	30.7 kWh	33.2 kWh
Usable energy (90% DOD) ^①	18.4 kWh	20.7 kWh	23.0 kWh	25.3 kWh	27.6 kWh	30.0 kWh
Rated charge / discharge power	12.3 kW	13.8 kW	15.4 kW	16.9 kW	18.4 kW	20.0 kW
Max. charge / discharge power	20.4 kW	23.0 kW	25.6 kW	28.1 kW	30.7 kW	33.2 kW
Dimensions (W x H x D)	510 x 1347 x 365 mm	510 x 1484.5 x 365 mm	510 x 1622 x 365 mm	510 x 1072 x 365 mm + 510 x 934.5 x 365 mm	510 x 1072 x 365 mm + 510 x 1072 x 365 mm	510 x 1209.5 x 365 mm + 510 x 1072 x 365 mm

GENERAL INFORMATION	
Depth of discharge(DOD)	90%
Recommend charge / discharge current	30 A
Max. charge / discharge current ^②	50 A
Cycle life (90% DOD) ^③	> 6000 Cycles
ENVIRONMENTAL REQUIREMENTS	
Charge temperature	-30 - +53°C (with heating function) 0 - +53°C (without heating function)
Discharge temperature	-30 - +53°C (with heating function) -20 - +53°C (without heating function)
Storage temperature	-20 - +30°C (12 months) +30 - +50°C (6 months)
Relative humidity	4 - 100% RH (condensing)
Max. operating altitude	3000 m
Ingress protection	IP65
BMS	
Model	TBMS - MCS0800
Dimensions (W x H x D)	510 x 157 x 365 mm
Net weight	13 (±0.5) kg
BATTERY MODEL	
Battery model	TP-HS25
Battery type	LFP
Module capacity	2.5 kWh
Dimensions (W x H x D)	510 x 152 x 365 mm
Net weight	30 (±1) kg
SERIES BOX	
Dimensions (W x H x D)	510 x 157 x 365 mm
Net weight	10 (±0.5) kg
COMMUNICATION	
Communication interfaces	CAN2.0 / RS485
STANDARD	
Certifications	IEC62619, IEC60730, IEC62040, CE, UN38.3, UL9540A ^④

① Test conditions: 90% DOD, 0.2C charge & discharge @+25°C

② Current is affected by the number of batteries connected in parallel as well as temperature and SOC

③ Test conditions: 25±2°C, 0.5C charge & discharge, 70% EOL

④ UL9540A certification coming soon