Harvest the Sunshine

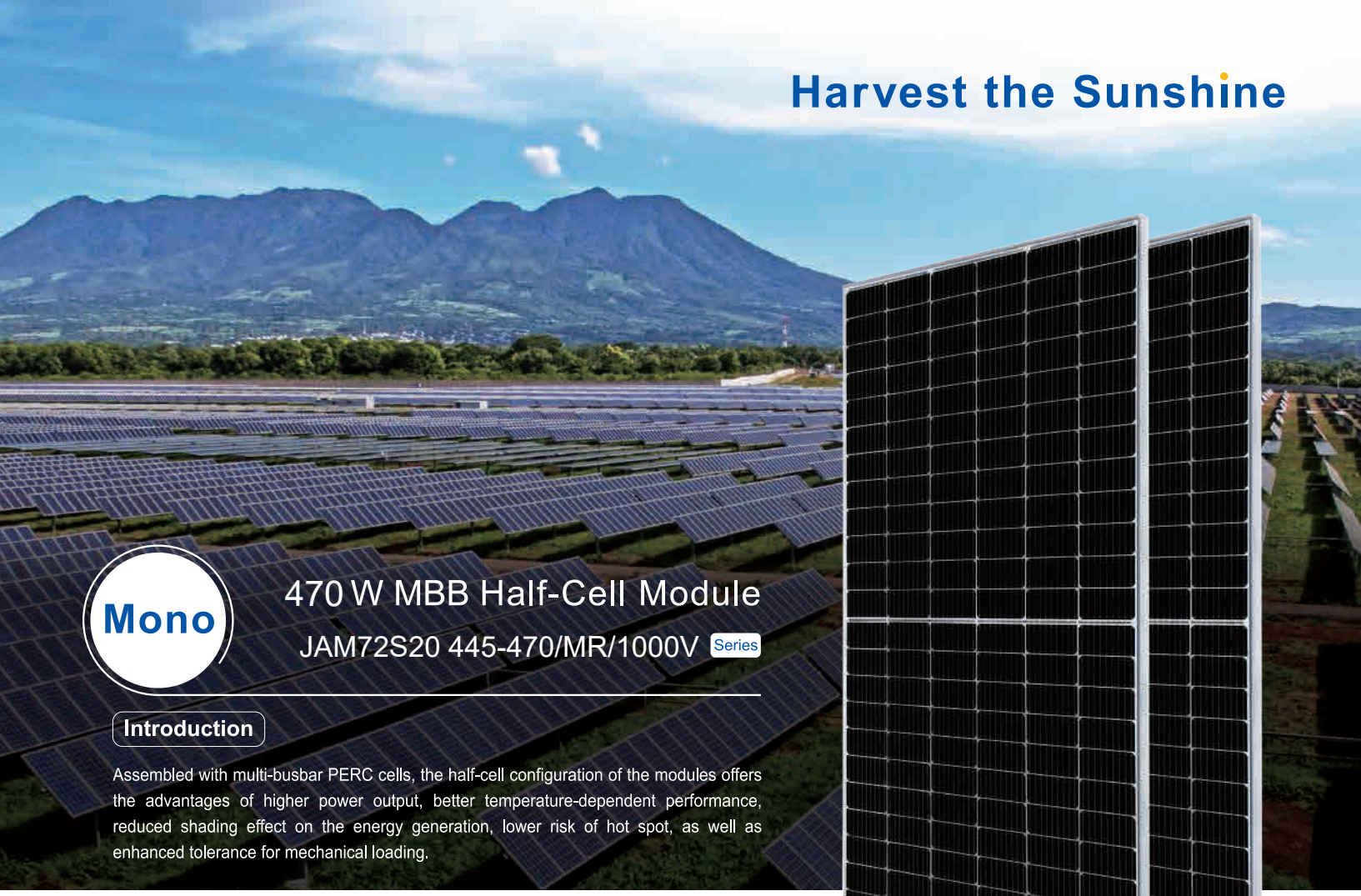

Mono

470 W MBB Half-Cell Module

JAM72S20 445-470/MR/1000V Series

Introduction

Assembled with multi-busbar PERC cells, the half-cell configuration of the modules offers the advantages of higher power output, better temperature-dependent performance, reduced shading effect on the energy generation, lower risk of hot spot, as well as enhanced tolerance for mechanical loading.

- Higher output power
- Lower LCOE
- Less shading and lower resistive loss
- Better mechanical loading tolerance

Superior Warranty

- 12-year product warranty
- 25-year linear power output warranty

0.55% Annual Degradation Over 25 years

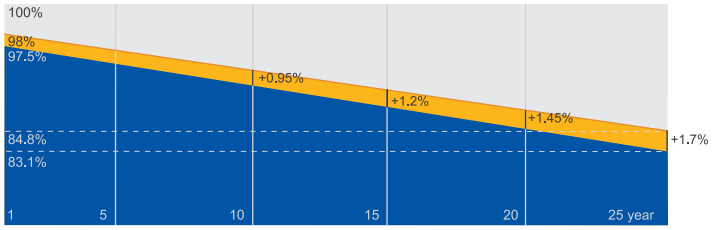

New linear power warranty Standard module linear power warranty

Comprehensive Certificates

- IEC 61215, IEC 61730
- ISO 9001: 2015 Quality management systems
- ISO 14001: 2015 Environmental management systems
- ISO 45001:2018 Occupational health and safety management systems

JA SOLAR

www.jasolar.com

Specifications subject to technical changes and tests.
JA Solar reserves the right of final interpretation.

Shanghai JA Solar Technology Co., Ltd.

JA SOLAR

JAM72S20 445-470/MR/1000V Series

MECHANICAL DIAGRAMS

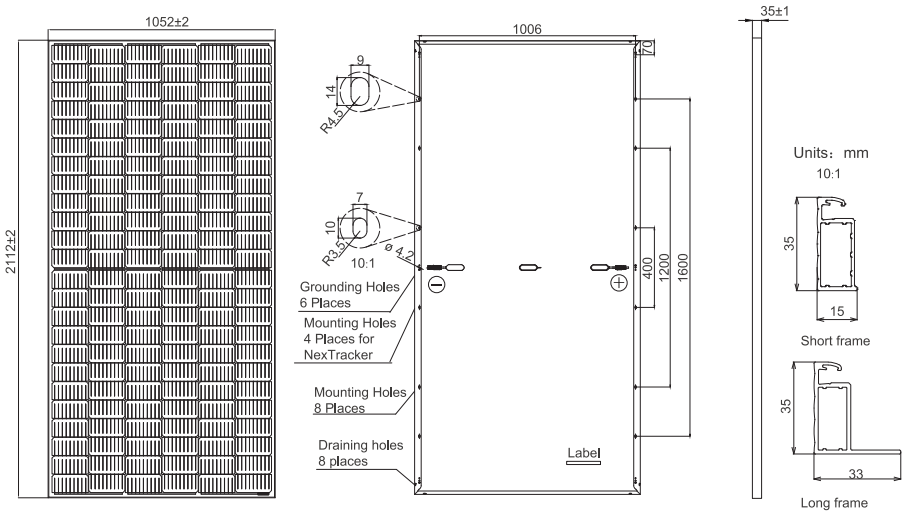

Remark: customized frame color and cable length available upon request

SPECIFICATIONS

Cell	Mono
Weight	24.5kg±3%
Dimensions	2112±2mm×1052±2mm×35±1mm
Cable Cross Section Size	4mm²（IEC）
No. of cells	144（6×24）
Junction Box	IP68, 3 diodes
Connector	Stäubli MC4/ MC4-EVO2A QC Solar QC 4.10/ QC 4.10-351
Cable Length (Including Connector)	Portrait: 300mm(+)/400mm(-); Landscape: 1200mm(+)/1200mm(-)
Country of Manufacturer	China/Vietnam

ELECTRICAL PARAMETERS AT STC

TYPE	JAM72S20 -445/MR/1000V	JAM72S20 -450/MR/1000V	JAM72S20 -455/MR/1000V	JAM72S20 -460/MR/1000V	JAM72S20 -465/MR/1000V	JAM72S20 -470/MR/1000V
Rated Maximum Power(Pmax) [W]	445	450	455	460	465	470
Open Circuit Voltage(Voc) [V]	49.56	49.70	49.85	50.01	50.15	50.31
Maximum Power Voltage(Vmp) [V]	41.21	41.52	41.82	42.13	42.43	42.69
Short Circuit Current(Isc) [A]	11.32	11.36	11.41	11.45	11.49	11.53
Maximum Power Current(Imp) [A]	10.80	10.84	10.88	10.92	10.96	11.01
Module Efficiency [%]	20.0	20.3	20.5	20.7	20.9	21.2
Power Tolerance	0~+5W					
Temperature Coefficient of Isc(α_Isc)	+0.044%/°C					
Temperature Coefficient of Voc(β_Voc)	-0.272%/°C					
Temperature Coefficient of Pmax(γ_Pmp)	-0.350%/℃					
STC	Irradiance 1000W/m², cell temperature 25°C, AM1.5G					

Remark: Electrical data in this catalog do not refer to a single module and they are not part of the offer.They only serve for comparison among different module types.
Measurement tolerance at STC: Pmax ±3 %, Voc ±3% and Isc ±4%.

ELECTRICAL PARAMETERS AT NOCT

TYPE	JAM72S20-445 /MR/1000V	JAM72S20-450 /MR/1000V	JAM72S20-455 /MR/1000V	JAM72S20-460 /MR/1000V	JAM72S20-465 /MR/1000V	JAM72S20-470 /MR/1000V
Rated Max Power(Pmax) [W]	336	340	344	348	352	355
Open Circuit Voltage(Voc) [V]	46.65	46.90	47.15	47.38	47.61	47.84
Max Power Voltage(Vmp) [V]	38.95	39.19	39.44	39.68	39.90	40.10
Short Circuit Current(Isc) [A]	9.20	9.25	9.29	9.33	9.38	9.42
Max Power Current(Imp) [A]	8.64	8.68	8.72	8.76	8.81	8.86
NOCT	Irradiance 800W/m², ambient temperature 20°C,wind speed 1m/s, AM1.5G					

*For NexTracker installations ,Maximum Static Load, Front is1800Pa while Maximum Static Load, Back is1800Pa.

OPERATING CONDITIONS

Maximum System Voltage	1000V DC(IEC)
Operating Temperature	-40℃~+85℃
Maximum Series Fuse	20A
Maximum Static Load,Front*	3600Pa, 1.5
Maximum Static Load,Back*	1600Pa, 1.5
NOCT	45±2℃
Safety Class	Class Ⅱ
Fire Safety Class	Class C

CHARACTERISTICS

Current-Voltage Curve JAM72S20-455/MR/1000V

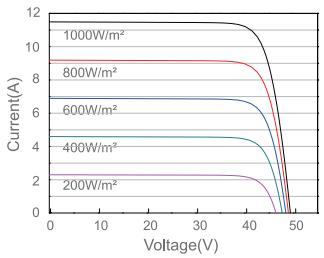

Power-Voltage Curve JAM72S20-455/MR/1000V

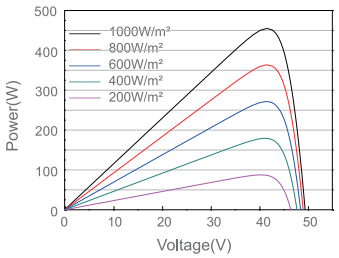
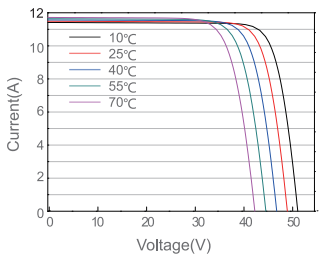
Current-Voltage Curve JAM72S20-455/MR/1000V