

# Cheetah HC 60M

## 325-345 Watt

MONO PERC HALF CELL MODULE

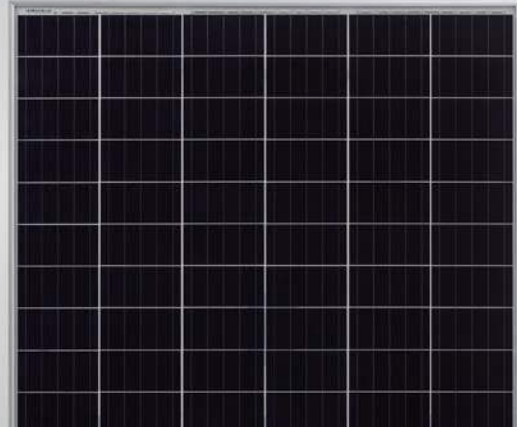
Positive power tolerance of 0~+5W

- Half Cell
- Mono PERC 60 Cell

(Made in China/Malaysia/U.S)



PERC



### KEY FEATURES



#### 5 Busbar Solar Cell

5 busbar solar cell adopts new technology to improve the efficiency of modules, offers a better aesthetic appearance, making it perfect for rooftop installation.



#### High Efficiency

Higher module conversion efficiency (up to 20.45%) benefit from half cell structure (low resistance characteristic).



#### PID Resistance

Excellent Anti-PID performance guarantee limited power degradation for mass production.



#### Low-light Performance

Advanced glass and cell surface textured design ensure excellent performance in low-light environment.



#### Severe Weather Resilience

Certified to withstand: wind load (2400 Pascal) and snow load (5400 Pascal).



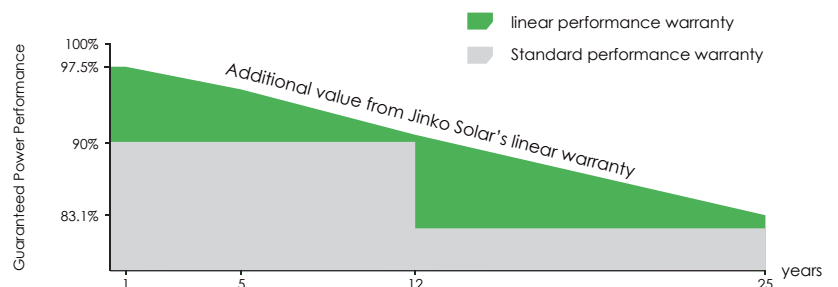
#### Durability Against Extreme Environmental Conditions

High salt mist and ammonia resistance certified by TUV NORD.



### LINEAR PERFORMANCE WARRANTY

12 Year Product Warranty • 25 Year Linear Power Warranty



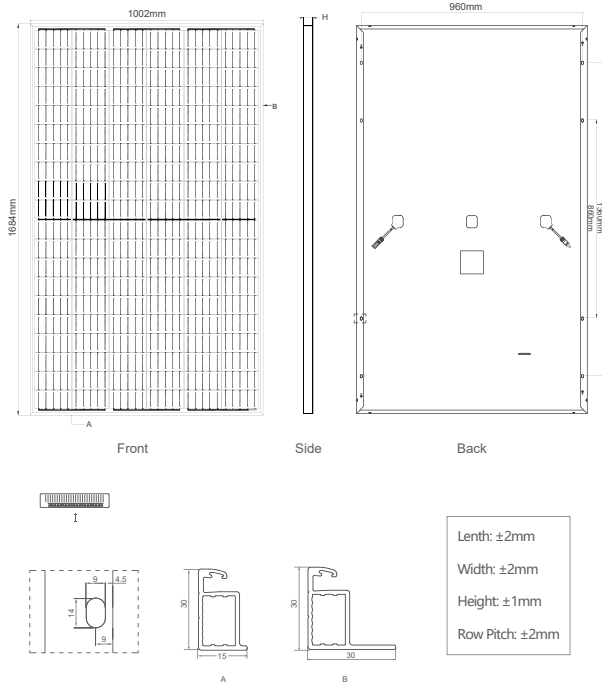
- ISO9001:2015, ISO14001:2015, ISO45001:2018 certified factory
- IEC61215, IEC61730, UL1703 certified product

Nomenclature:

JKMxxxM-60/72H-V

Code	Cell	Code	Certification
null	Full	null	1000V
H	Half	V	1500V

## Engineering Drawings

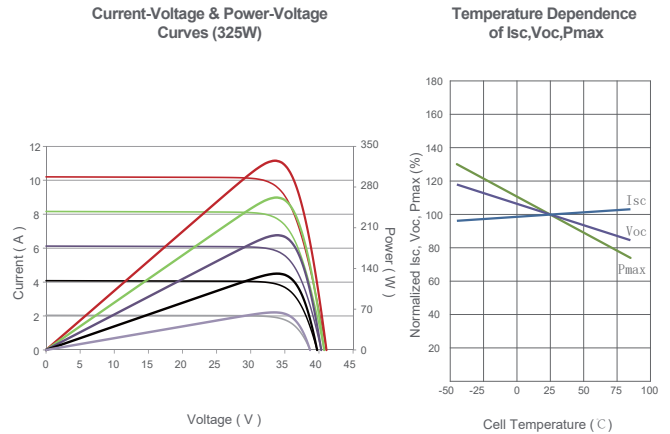


## Packaging Configuration

( Two pallets = One stack )

35pcs/pallet, 70pcs/stack, 910pcs/40'HQ Container

## Electrical Performance & Temperature Dependence



## Mechanical Characteristics

Cell Type	Mono PERC 158.75×158.75mm
No. of Half-cells	120 (6×20)
Dimensions	1684×1002×30mm (66.30×39.45×1.18 inch)
Weight	18.5 kg (40.8 lbs)
Front Glass	3.2mm, Anti-Reflection Coating, High Transmission, Low Iron, Tempered Glass
Frame	Anodized Aluminium Alloy
Junction Box	IP67 Rated
Output Cables	TÜV 1x4.0mm <sup>2</sup> , (+) 290mm, (-) 145mm or Customized Length
Fire Rating	Class C
Connector	JK03M/1B, Genuine MC4

## SPECIFICATIONS

Module Type	JKM325M-60H		JKM330M-60H		JKM335M-60H		JKM340M-60H		JKM345M-60H	
	STC	NOCT	STC	NOCT	STC	NOCT	STC	NOCT	STC	NOCT
Maximum Power (Pmax)	325Wp	239Wp	330Wp	243Wp	335Wp	247Wp	340Wp	250Wp	345Wp	254Wp
Maximum Power Voltage (Vmp)	33.37V	30.6V	33.54V	30.7V	33.74V	30.9V	33.93V	31.5V	34.12V	31.23V
Maximum Power Current (Imp)	9.74A	7.82A	9.84A	7.9A	9.93A	7.98A	10.02A	8.06A	10.11A	8.13A
Open-circuit Voltage (Voc)	40.4V	38.1V	40.6V	38.2V	40.8V	38.4V	41.00V	38.62V	41.2V	38.8V
Short-circuit Current (Isc)	10.50A	8.48A	10.61A	8.57A	10.73A	8.67A	10.82A	8.74A	10.91A	8.81A
Module Efficiency STC (%)	19.26%		19.56%		19.85%		20.15%		20.45%	
Operating Temperature (°C)	-40°C~+85°C									
Maximum System Voltage	1000VDC (IEC)									
Maximum Series Fuse Rating	20A									
Power Tolerance	0~+5W									
Temperature Coefficients of Pmax	-0.35%/°C									
Temperature Coefficients of Voc	-0.29%/°C									
Temperature Coefficients of Isc	0.048%/°C									
Nominal Operating Cell Temperature (NOCT)	45±2°C									

STC: ☀ Irradiance 1000W/m<sup>2</sup>

🌡 Cell Temperature 25°C

☁ AM=1.5

NOCT: ☀ Irradiance 800W/m<sup>2</sup>

🌡 Ambient Temperature 20°C

☁ AM=1.5

🌀 Wind Speed 1m/s

\* Power measurement tolerance:  $\pm 3\%$

Voc tolerance:  $\pm 3\%$

Isc tolerance:  $\pm 4\%$

sorting tolerance: 0~+5W