

# Hi-MO **5m**

## LR5-72HPH 530~550M

- Based on M10-182mm wafer, best choice for ultra-large power plants
- Advanced module technology delivers superior module efficiency
  - M10 Gallium-doped Wafer
  - Smart Soldering
  - 9-busbar Half-cut Cell
- Excellent outdoor power generation performance
- High module quality ensures long-term reliability

12

12-year Warranty for Materials and Processing

25

25-year Warranty for Extra Linear Power Output

### Complete System and Product Certifications

IEC 61215, IEC 61730, UL 61730

ISO 9001:2015: ISO Quality Management System

ISO 14001: 2015: ISO Environment Management System

TS62941: Guideline for module design qualification and type approval

ISO 45001: 2018: Occupational Health and Safety

**LONGI**



**21.5%**  
MAX MODULE  
EFFICIENCY


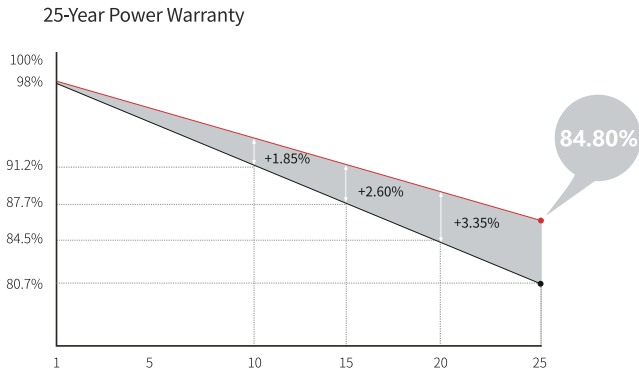
**0~+5W**  
POWER  
TOLERANCE

**<2%**  
FIRST YEAR  
POWER DEGRADATION

**0.55%**  
YEAR 2-25  
POWER DEGRADATION

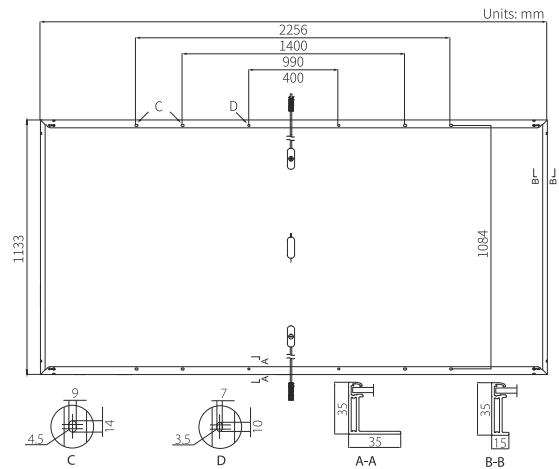
**HALF-CELL**  
Lower operating temperature

## Additional Value



## Mechanical Parameters

Cell Orientation	144 (6×24)
Junction Box	IP68, three diodes
Output Cable	4mm <sup>2</sup> , +400, -200mm/±1400mm length can be customized
Glass	Single glass, 3.2mm coated tempered glass
Frame	Anodized aluminum alloy frame
Weight	27.2kg
Dimension	2256×1133×35mm
Packaging	31pcs per pallet / 155pcs per 20' GP / 620pcs per 40' HC



## Electrical Characteristics

STC : AM1.5 1000W/m<sup>2</sup> 25°C      NOCT : AM1.5 800W/m<sup>2</sup> 20°C 1m/s      Test uncertainty for Pmax: ±3%

Module Type	LR5-72HPH-530M		LR5-72HPH-535M		LR5-72HPH-540M		LR5-72HPH-545M		LR5-72HPH-550M	
	STC	NOCT	STC	NOCT	STC	NOCT	STC	NOCT	STC	NOCT
Maximum Power (Pmax/W)	530	530	535	399.5	540	403.3	545	407.0	550	410.7
Open Circuit Voltage (Voc/V)	49.20	49.20	49.35	46.26	49.50	46.41	49.65	46.55	49.80	46.69
Short Circuit Current (Isc/A)	13.71	13.71	13.78	11.15	13.85	11.20	13.92	11.25	13.98	11.31
Voltage at Maximum Power (Vmp/V)	41.35	41.35	41.50	38.64	41.65	38.78	41.80	38.92	41.95	39.06
Current at Maximum Power (Imp/A)	12.82	12.82	12.90	10.34	12.97	10.40	13.04	10.46	13.12	10.52
Module Efficiency(%)	20.7		20.9		21.1		21.3		21.5	

## Operating Parameters

Operational Temperature	-40°C ~ +85°C
Power Output Tolerance	0 ~ +5 W
Voc and Isc Tolerance	±3%
Maximum System Voltage	DC1500V (IEC/UL)
Maximum Series Fuse Rating	25A
Nominal Operating Cell Temperature	45±2°C
Protection Class	Class II
Fire Rating	UL type 1 or 2

## Mechanical Loading

Front Side Maximum Static Loading	5400Pa
Rear Side Maximum Static Loading	2400Pa
Hailstone Test	25mm Hailstone at the speed of 23m/s

## Temperature Ratings (STC)

Temperature Coefficient of Isc	+0.048%/°C
Temperature Coefficient of Voc	-0.270%/°C
Temperature Coefficient of Pmax	-0.350%/°C