

## JNMM120-360~380(L)

"L" after the module type indicates that the type is suitable for 1000V DC.

### High efficiency mono solar module

#### JNMM120

Ga-doped silicon wafer, effectively reduce LID and LeTID. SE technology effectively improves cell conversion efficiency.

Optimized anti-reflective film and high-impedance encapsulating material to obtain excellent anti-PID performance.

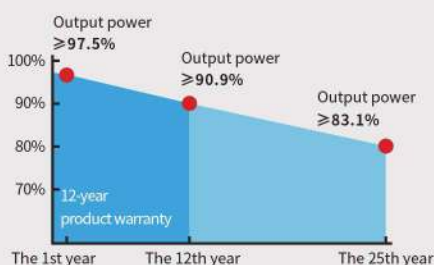
MBB and half-cell design to reduce shadow effects, improve module reliability and reduces loss.

#### CERTIFICATION



TUV: IEC/EN 61215, IEC/EN 61730  
 BIS: IS 14286/IEC 61215, IS/IEC 61730  
 GB/T 19001-2016/ISO 9001:2015  
 GB/T 24001-2016/ISO 14001:2015  
 OHSAS 18001:2007  
 CNAS-CL01: ISO/IEC 17025:2017

#### QUALITY ASSURANCE



#### Advanced production process

Optimized MBB design  
 Cell efficiency >22.8%



#### Superior quality control

Full automatic production line  
 MES and ERP digitizing logistics management  
 100% three times EL and appearance inspection



#### Excellent power generation performance

0~+5W positive power tolerance  
 Improved low light irradiance performance and low degradation



#### Stable mechanical performance

Passed rigorous hail test  
 Withstands 5400Pa snow and 2400Pa wind loads



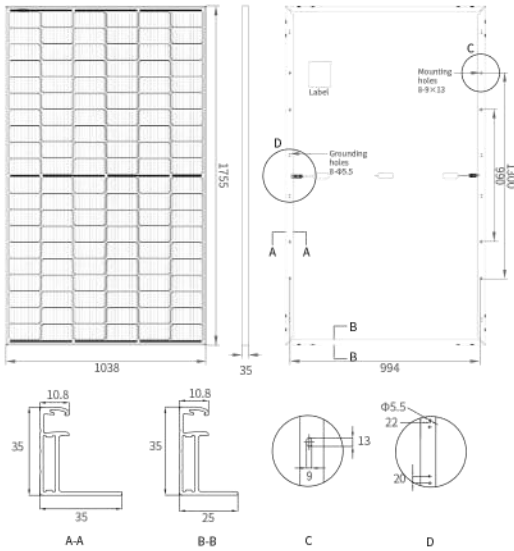
#### Long weather resistance

Excellent anti-PID performance  
 Certified in fireproofing for safety



#### JINNENG CLEAN ENERGY TECHNOLOGY LTD JINNENG PHOTOVOLTAIC TECHNOLOGY LTD

No.1 Wenshui Economic Development Zone, Lvliang, Shanxi 032100, China  
 No. 533, East Guang'an Street, Yuci District, Jinzhong, Shanxi 030600, China  
 Tel: +86(354)2037999 E-mail: sales@jinery.com



**MECHANICAL PARAMETERS**

Cell (mm)	166*83 Mono
Dimensions (L*W*H) (mm)	1755*1038*35
Weight (kg)	19.5
Cable Cross Section Size (mm <sup>2</sup> )	4
No. of Cells & Connections	120(6*20)
No. of Diodes	3

<b>QUALIFICATION</b>	
Temperature Cycling Range (°C)	-40~+85
Max. Series Fuse Rating (A)	20
Max. Wind Load / Max. Snow Load (Pa)	2400 / 5400
Hot Spot Rate	100% Free
Fire Rating	Class C
Junction Box & Connector Protection Grade	IP68

**ELECTRICAL PARAMETERS**

Module Type	(1000V DC)	JNMM120-360L	JNMM120-365L	JNMM120-370L	JNMM120-375L	JNMM120-380L
	(1500V DC)	JNMM120-360	JNMM120-365	JNMM120-370	JNMM120-375	JNMM120-380
<b>STC</b> AM1.5 1000W/m <sup>2</sup> Cell Temperature 25°C	Max. Power at STC (Pmpp/W)	360	365	370	375	380
	Output Tolerance (W)	0~+5	0~+5	0~+5	0~+5	0~+5
	Max. Power Voltage (Vmp/V)	33.68	33.89	34.08	34.28	34.48
	Max. Power Current (Imp/A)	10.69	10.77	10.86	10.95	11.03
	Open Circuit Voltage (Voc/V)	40.90	41.10	41.30	41.50	41.72
	Short Circuit Current (Isc/A)	11.20	11.28	11.37	11.46	11.55
	Module Efficiency (%)	19.8	20.0	20.3	20.6	20.9
<b>NMOT</b> AM1.5 800W/m <sup>2</sup> Ambient Temperature 20°C Wind Speed 1m/s	Max. Power at NMOT (Pmpp/W)	271.0	274.7	278.5	282.2	286.0
	Max. Power Voltage (Vmp/V)	31.68	31.88	32.05	32.22	32.41
	Max. Power Current (Imp/A)	8.55	8.62	8.69	8.76	8.82
	Open Circuit Voltage (Voc/V)	38.61	38.80	38.99	39.18	39.39
	Short Circuit Current (Isc/A)	9.02	9.08	9.15	9.23	9.30

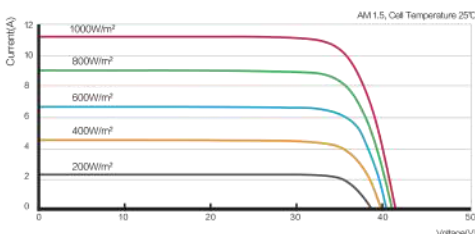
**PACKING CONFIGURATION**

Pieces Per Pallet	31
Pallets Per Stack	2
Stacks Per Container	13
Pieces Per Container	806

**TEMPERATURE COEFFICIENTS**

Nominal Module Operating Temperature (NMOT)	43±2°C
Temperature Coefficient Voltage (Voc)	-0.29 %/°C
Temperature Coefficient Current (Isc)	0.04 %/°C
Temperature Coefficient Power (Pm)	-0.37 %/°C

**I-V CURVE(370W)**



**Optional**

Connector Type	<input type="checkbox"/> MC4 Compatible	<input type="checkbox"/> MC4
Cable Length	<input type="checkbox"/> 295mm / 145mm	<input type="checkbox"/> Customized
Frame Color	<input type="checkbox"/> Silver	<input type="checkbox"/> Black
Max. System Voltage	<input type="checkbox"/> 1000V	<input type="checkbox"/> 1500V

Notes: