





ASTRONERGY



ASTRO N5s

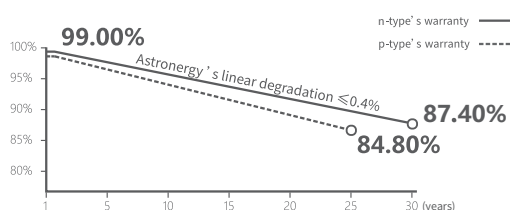
CHSM54N-HC
Monofacial Series(182)

435~440W

Warranty

25 25-year Product Warranty
(special for rooftop market)

30 30-year Linear Power Warranty



Key Features

- Suitable for distributed projects
- High power
- High reliability
- Easy to install and transport



ISO 9001:2015:ISO Quality Management System
ISO 14001:2015:ISO Environment Management System
ISO 45001:Occupational Health and Safety



Tier 1
BloombergNEF



435~440W

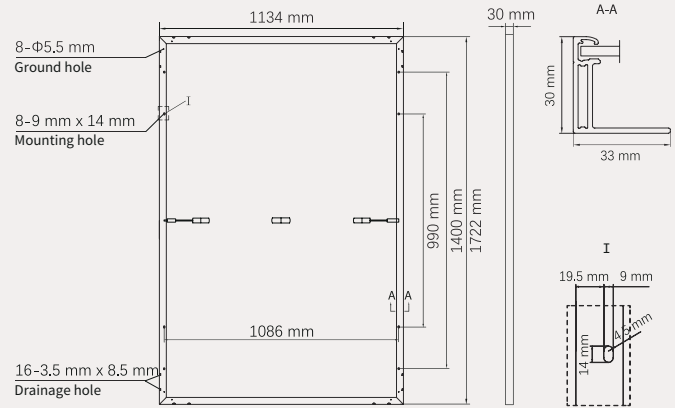
POWER RANGE

22.5%MAX. MODULE
EFFICIENCY**≤ 1.0%**FIRST YEAR
POWER DEGRADATION**≤ 0.4%**YEAR 2-30
POWER DEGRADATION

Mechanical Specifications

Outer dimensions (L x W x H)	1722 x 1134 x 30 mm
Cell type	n-type mono-crystalline
No. of cells	108 (6*18)
Frame technology	Aluminum, black or silver anodized
Front glass thickness	3.2 mm
Cable length (Including connector)	Portrait: (+)350 mm, (-)250 mm; Customized length
Cable diameter (IEC/UL)	4 mm ² / 12 AWG
① Maximum mechanical test load	5400 Pa (front) / 2400 Pa (back)
Connector type (IEC/UL)	PV-HCB40 (Astronergy) or PV-KST4-EVO2A/ xy, PV-KBT4-EVO2A/xy (Stäubli)
Module weight	21.3 kg
Packing unit	36 pcs / box
Weight of packing unit (for 40'HQ container)	811 kg
Modules per 40' HQ container	936 pcs (Subject to sales contract)

① Refer to Astronergy crystalline installation manual or contact technical department.
Maximum Mechanical Test Load=1.5×Maximum Mechanical Design Load.



Electrical Specifications CHSM54N-HC-XXX(XXX=435-440)

STC: Irradiance 1000W/m², Cell Temperature 25° C, AM=1.5

Rated output (P _{mpp} / W _p)	435	440
Rated voltage (V _{mpp} / V)	32.44	32.61
Rated current (I _{mpp} / A)	13.41	13.49
Open circuit voltage (V _{oc} / V)	38.60	38.80
Short circuit current (I _{sc} / A)	14.19	14.30
Module efficiency	22.3%	22.5%

NMOT: Irradiance 800W/m², Ambient Temperature 20° C, AM=1.5, Wind Speed 1m/s

Rated output (P _{mpp} / W _p)	327.1	330.9
Rated voltage (V _{mpp} / V)	30.53	30.69
Rated current (I _{mpp} / A)	10.71	10.78
Open circuit voltage (V _{oc} / V)	36.67	36.85
Short circuit current (I _{sc} / A)	11.46	11.54

Power tolerance: +/- 3%

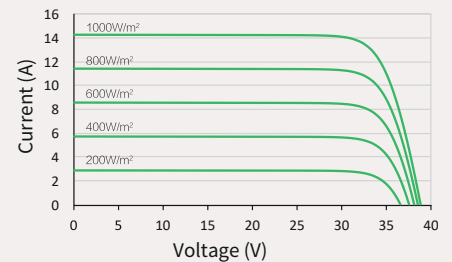
Temperature Ratings (STC) Operating Parameters

Temperature coefficient (P _{mpp})	-0.29%/°C	No. of diodes	3
Temperature coefficient (I _{sc})	+0.043%/°C	Junction box IP rating	IP 68
Temperature coefficient (V _{oc})	-0.25%/°C	Max. series fuse rating	25 A
Nominal module operating temperature (NMOT)	41±2°C	Max. system voltage (IEC/UL)	1500V _{DC}

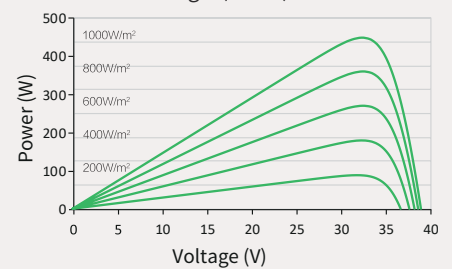
Fire performance: Class C

Curve

Current-Voltage (435W)



Power-Voltage (435W)



Current-Voltage (435W)

