

JNMM108-390~415

High efficiency mono solar module

JNMM108

Deploying 182 wafer and advanced PERC technology, the module features high efficiency.

MBB and high-density interconnect technology improves power output and module efficiency.

Deploying advanced non-destructive cutting and half-cut technology, the module features excellent mechanical performance.

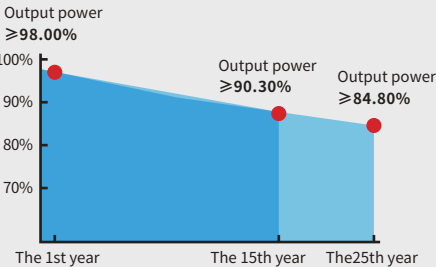
Higher power output brings competitive LCOE and BOS cost, more suitable for ground-mount and C&I PV stations.

CERTIFICATION



TUV: IEC/EN 61215, IEC/EN 61730
GB/T 19001-2016/ ISO 9001:2015
GB/T 24001-2016/ ISO 14001:2015
GB/T 45001-2020/ ISO 45001:2018
CNAS-CL01:ISO/IEC 17025:2017

QUALITY ASSURANCE



*15-year product warranty, 25-year linear power warranty



Advanced production process

Optimized MBB design
Cell efficiency >23.0%



Superior quality control

Full automatic production line
MES and ERP digitizing logistics management
100% three times EL and appearance inspection



Excellent power generation performance

0~+5W positive power tolerance
Improved low light irradiance performance and low degradation



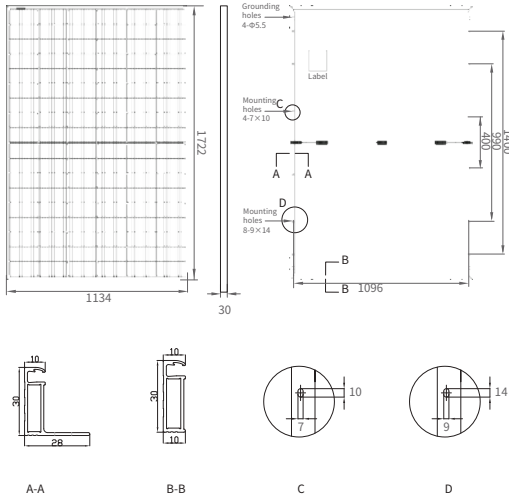
Stable mechanical performance

Passed rigorous hail test
Withstands 5400Pa snow and 2400Pa wind loads



JINNENG CLEAN ENERGY TECHNOLOGY LTD JINNENG PHOTOVOLTAIC TECHNOLOGY LTD

No.1 Wenshui Economic Development Zone, Lvliang, Shanxi 032100, China
No. 533, East Guang'an Street, Yuci District, Jinzhong, Shanxi 030600, China
Tel: +86(354)2037999 E-mail: sales@jinery.com



MECHANICAL PARAMETERS

Cell (mm)	182*91 Mono
Dimensions (L*W*H) (mm)	1722*1134*30
Weight (kg)	21.0
Cable Cross Section Size (mm ²)	4
No. of Cells & Connections	108(6*18)
No. of Diodes	3
Type of Connector	PV-JN01/PV-KST4-EVO 2/xy_UR,PV-KBT4-EVO2/xy_UR

QUALIFICATION

Temperature Cycling Range (°C)	-40~+85
Max. Series Fuse Rating (A)	25
Max. Wind Load / Max. Snow Load (Pa)	2400 / 5400
Hot Spot Rate	100% Free
Fire Rating	Class C
Junction Box & Connector Protection Grade	IP68

ELECTRICAL PARAMETERS

Module Type	(1500V DC)	JNMM108-390	JNMM108-395	JNMM108-400	JNMM108-405	JNMM108-410	JNMM108-415
STC AM1.5 1000W/m ² Cell Temperature 25°C	Max. Power at STC (Pmpp/W)	390	395	400	405	410	415
	Output Tolerance (W)	0~+5	0~+5	0~+5	0~+5	0~+5	0~+5
	Max. Power Voltage (Vmp/V)	30.41	30.72	31.04	31.35	31.62	31.92
	Max. Power Current (Imp/A)	12.83	12.86	12.89	12.92	12.97	13.00
	Open Circuit Voltage (Voc/V)	35.84	36.19	36.54	36.89	37.21	37.56
	Short Circuit Current (Isc/A)	13.62	13.66	13.70	13.74	13.79	13.83
	Module Efficiency (%)	19.97	20.22	20.48	20.74	20.99	21.25
NMOT AM1.5 800W/m ² Ambient Temperature 20°C Wind Speed 1m/s	Max. Power at NMOT (Pmpp/W)	294.5	298.3	302.1	305.9	309.6	313.4
	Max. Power Voltage (Vmp/V)	28.70	29.00	29.29	29.59	29.84	30.14
	Max. Power Current (Imp/A)	10.26	10.29	10.31	10.34	10.38	10.40
	Open Circuit Voltage (Voc/V)	33.84	34.17	34.50	34.83	35.13	35.46
	Short Circuit Current (Isc/A)	10.97	11.00	11.03	11.06	11.10	11.13

* Measurement tolerance: Pmax:±3%, Voc:±3%, Isc:±5%.

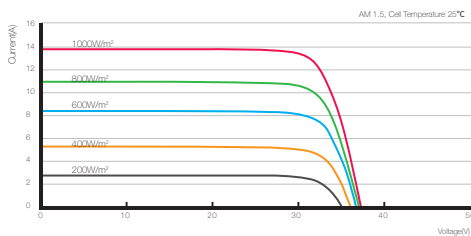
PACKING CONFIGURATION

Pieces Per Pallet	36
Pallets Per Stack	2
Stacks Per Container	13
Pieces Per Container	936

TEMPERATURE COEFFICIENTS

Nominal Module Operating Temperature (NMOT)	43±2°C
Temperature Coefficient Voltage (Voc)	-0.29 %/°C
Temperature Coefficient Current (Isc)	0.04 %/°C
Temperature Coefficient Power (Pm)	-0.35 %/°C

I-V CURVE(405W)



Optional

Cable Length	<input type="checkbox"/> 400mm/300mm	<input type="checkbox"/> Customized
Frame Color	<input type="checkbox"/> Silver	<input type="checkbox"/> Black

Notes: