



Q.PEAK L-G5.0.G 355-370

Q.ANTUM SOLAR MODULE

The **Q.ANTUM** solar module **Q.PEAK L-G5.0.G** with power classes up to 370Wp is the strongest module of its type on the market globally. Powered by 72 **Q.ANTUM** solar cells **Q.PEAK L-G5.0.G** was specially designed for large solar power plants to reduce BOS costs. Only **Q CELLS** offers German engineering quality with our unique **Q CELLS** Yield Security.



LOW ELECTRICITY GENERATION COSTS

Higher yield per surface area and lower BOS costs thanks to higher power classes and an efficiency rate of up to 19.3%.



INNOVATIVE ALL-WEATHER TECHNOLOGY

Optimal yields, whatever the weather with excellent low-light and temperature behavior.



ENDURING HIGH PERFORMANCE

Long-term yield security with Anti LID Technology, Anti PID Technology¹, Hot-Spot Protect and Traceable Quality Tra.Q™.



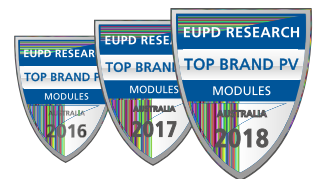
EXTREME WEATHER RATING

High-tech aluminum alloy frame, certified for high snow (5400 Pa) and wind loads (2400 Pa).



A RELIABLE INVESTMENT

Inclusive 12-year product warranty and 25-year linear performance warranty².



THE IDEAL SOLUTION FOR:



Ground-mounted solar power plants

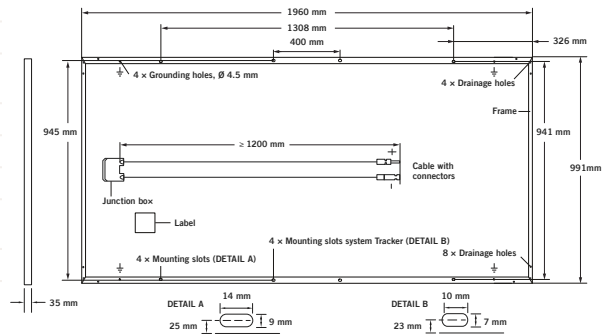
Engineered in **Germany**

¹ APT test conditions according to IEC/TS 62804-1:2015, method B (-1500 V, 168 h)

² See data sheet on rear for further information.

MECHANICAL SPECIFICATION

Format	1960 mm × 991 mm × 35 mm (including frame)
Weight	22.5 kg ± 5%
Front Cover	3.2 mm thermally pre-stressed glass with anti-reflection technology
Back Cover	Composite film
Frame	Anodised aluminium
Cell	6 × 12 monocrystalline Q.ANTUM solar cells
Junction box	66-77 × 90-115 × 15-20 mm, Protection class ≥ IP67, with bypass diodes
Cable	4 mm ² Solar cable; (+) ≥ 1200 mm, (-) ≥ 1200 mm
Connector	HQC4, IP68

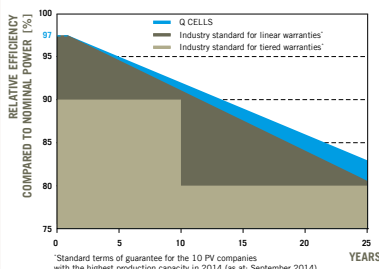


ELECTRICAL CHARACTERISTICS

POWER CLASS		355	360	365	370	
MINIMUM PERFORMANCE AT STANDARD TEST CONDITIONS, STC¹ (POWER TOLERANCE +5W / -0W)						
Minimum	Power at MPP²	P_{MPP}	355	360	365	370
	Short Circuit Current*	I_{SC}	9.63	9.69	9.75	9.81
	Open Circuit Voltage*	V_{OC}	47.58	47.87	48.16	48.45
	Current at MPP*	I_{MPP}	9.12	9.19	9.27	9.35
	Voltage at MPP*	V_{MPP}	38.94	39.16	39.38	39.59
	Efficiency²	η	≥ 18.3	≥ 18.5	≥ 18.8	≥ 19.0
MINIMUM PERFORMANCE AT NORMAL OPERATING CONDITIONS, NOC³						
Minimum	Power at MPP²	P_{MPP}	262.7	266.4	270.1	273.8
	Short Circuit Current*	I_{SC}	7.77	7.81	7.86	7.91
	Open Circuit Voltage*	V_{OC}	44.51	44.78	45.05	45.32
	Current at MPP*	I_{MPP}	7.16	7.23	7.29	7.36
	Voltage at MPP*	V_{MPP}	36.68	36.86	37.04	37.22

¹1000 W/m², 25 °C, spectrum AM 1.5G ²Measurement tolerances STC ±3%; NOC ±5% ³800 W/m², NOCT, spectrum AM 1.5G * typical values, actual values may differ

Q CELLS PERFORMANCE WARRANTY

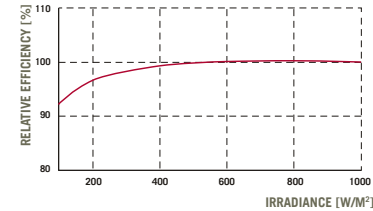


At least 97% of nominal power during first year. Thereafter max. 0.6% degradation per year.
At least 92% of nominal power up to 10 years.
At least 83% of nominal power up to 25 years.

All data within measurement tolerances. Full warranties in accordance with the warranty terms of the Q CELLS sales organisation of your respective country.

¹Standard terms of guarantee for the 10 PV companies with the highest production capacity in 2014 (as at: September 2014)

PERFORMANCE AT LOW IRRADIANCE



Typical module performance under low irradiance conditions in comparison to STC conditions (25 °C, 1000 W/m²).

TEMPERATURE COEFFICIENTS

Temperature Coefficient of I_{SC}	α	[%/K]	+0.04	Temperature Coefficient of V_{OC}	β	[%/K]	-0.28
Temperature Coefficient of P_{MPP}	γ	[%/K]	-0.39	Normal Operating Cell Temperature	NOCT	[°C]	45 ± 3

PROPERTIES FOR SYSTEM DESIGN

Maximum System Voltage	V_{sys}	[V]	1500	Safety Class	II
Maximum Reverse Current	I_R	[A]	20	Fire Rating	C / TYPE 1
Push/Pull Load (in accordance with IEC 61215)		[Pa]	5400 / 2400	Permitted Module Temperature On Continuous Duty	-40 °C up to +85 °C

QUALIFICATIONS AND CERTIFICATES

IEC 61215 (Ed. 2); IEC 61730 (Ed. 1), Application class A
This data sheet complies with DIN EN 50380.



PACKAGING INFORMATION

Number of Modules per Pallet	30
Number of Pallets per 40' High Cube Container	22
Number of Modules per 40' High Cube Container	660

NOTE: Installation instructions must be followed. See the installation and operating manual or contact our technical service department for further information on approved installation and use of this product.

Made in China

Hanwha Q CELLS Australia Pty Ltd

Suite 1, Level 1, 15 Blue Street, Sydney, NSW 2060, Australia | TEL +61 (2) 9016 3033 | FAX +61 (0)2 9455 0873 | EMAIL q-cells-australia@q-cells.com | WEB www.q-cells.com/au

Engineered in Germany

