

**Mono**

## 390W MBB Half-Cell Module JAM60S20 365-390/MR/1000V Series

### Introduction

Assembled with multi-busbar PERC cells, the half-cell configuration of the modules offers the advantages of higher power output, better temperature-dependent performance, reduced shading effect on the energy generation, lower risk of hot spot, as well as enhanced tolerance for mechanical loading.



Higher output power



Lower LCOE



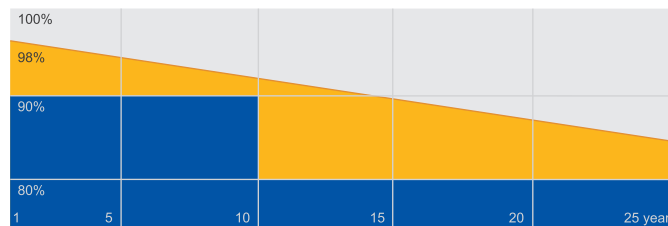
Less shading and lower resistive loss



Better mechanical loading tolerance

### Superior Warranty

- 12-year product warranty
- 25-year linear power output warranty



■ JA Linear Power Warranty ■ Industry Warranty

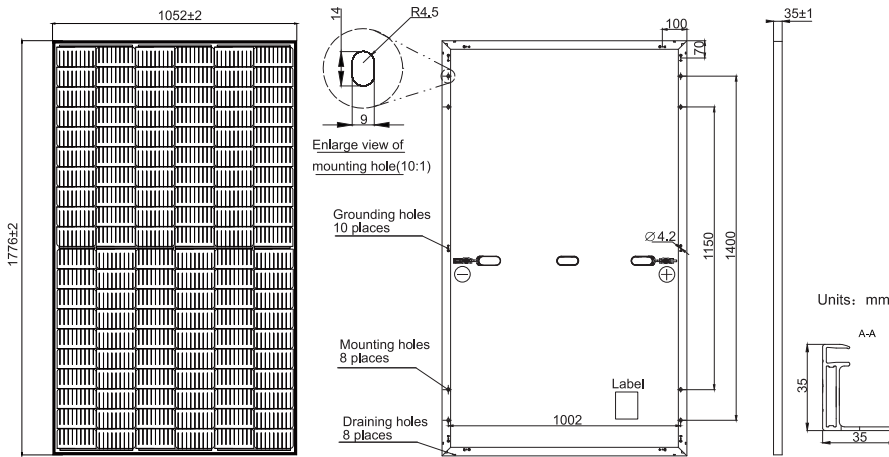
### Comprehensive Certificates

- IEC 61215, IEC 61730, UL 61215, UL 61730
- ISO 9001: 2015 Quality management systems
- ISO 14001: 2015 Environmental management systems
- OHSAS 18001: 2007 Occupational health and safety management systems



**MECHANICAL DIAGRAMS**

**SPECIFICATIONS**



Cell	Mono
Weight	20.7kg±3%
Dimensions	1776±2mm×1052±2mm×35±1mm
Cable Cross Section Size	4mm <sup>2</sup> (IEC) ,12 AWG(UL)
No. of cells	120(6×20)
Junction Box	IP68, 3 diodes
Connector	Genuine MC4
Cable Length (Including Connector)	1000mm(+)/1000mm(-)
Packaging Configuration	30pcs/pallet or 31pcs/pallet
Country of Manufacturer	China/Vietnam

Remark: customized frame color and cable length available upon request

**ELECTRICAL PARAMETERS AT STC**

TYPE	JAM60S20-365/MR/1000V	JAM60S20-370/MR/1000V	JAM60S20-375/MR/1000V	JAM60S20-380/MR/1000V	JAM60S20-385/MR/1000V	JAM60S20-390/MR/1000V
Rated Maximum Power(Pmax) [W]	365	370	375	380	385	390
Open Circuit Voltage(Voc) [V]	41.13	41.30	41.45	41.62	41.78	41.94
Maximum Power Voltage(Vmp) [V]	33.96	34.23	34.50	34.77	35.04	35.33
Short Circuit Current(Isc) [A]	11.30	11.35	11.41	11.47	11.53	11.58
Maximum Power Current(Imp) [A]	10.75	10.81	10.87	10.93	10.99	11.04
Module Efficiency [%]	19.5	19.8	20.1	20.3	20.6	20.9
Power Tolerance	0~+5W					
Temperature Coefficient of Isc(α <sub>Isc</sub> )	+0.044%/°C					
Temperature Coefficient of Voc(β <sub>Voc</sub> )	-0.272%/°C					
Temperature Coefficient of Pmax(γ <sub>Pmp</sub> )	-0.350%/°C					
STC	Irradiance 1000W/m <sup>2</sup> , cell temperature 25°C, AM1.5G					

Remark: Electrical data in this catalog do not refer to a single module and they are not part of the offer.They only serve for comparison among different module types. Measurement tolerance at STC: Pmax ±3%, Voc ±2% and Isc ±4%.

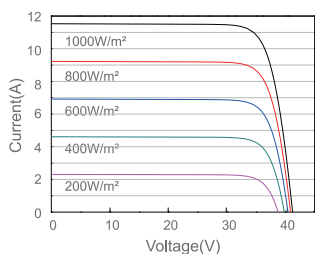
**ELECTRICAL PARAMETERS AT NOCT**

**OPERATING CONDITIONS**

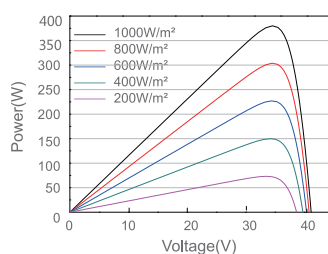
TYPE	JAM60S20-365/MR/1000V	JAM60S20-370/MR/1000V	JAM60S20-375/MR/1000V	JAM60S20-380/MR/1000V	JAM60S20-385/MR/1000V	JAM60S20-390/MR/1000V	OPERATING CONDITIONS	
Rated Max Power(Pmax) [W]	276	280	284	287	291	295	Maximum System Voltage	1000V DC
Open Circuit Voltage(Voc) [V]	38.41	38.65	38.89	39.14	39.38	39.63	Operating Temperature	-40°C~+85°C
Max Power Voltage(Vmp) [V]	32.05	32.30	32.55	32.72	32.96	33.20	Maximum Series Fuse	20A
Short Circuit Current(Isc) [A]	9.15	9.20	9.25	9.30	9.35	9.40	Maximum Static Load,Front	3600Pa, 1.5
Max Power Current(Imp) [A]	8.61	8.66	8.71	8.78	8.83	8.88	Maximum Static Load,Back	1600Pa, 1.5
NOCT	Irradiance 800W/m <sup>2</sup> , ambient temperature 20°C, wind speed 1m/s, AM1.5G						NOCT	45±2°C
							Safety Class	Class II
							Fire Performance	UL Type 1

**CHARACTERISTICS**

Current-Voltage Curve JAM60S20-380/MR/1000V



Power-Voltage Curve JAM60S20-380/MR/1000V



Current-Voltage Curve JAM60S20-380/MR/1000V

