

Smart Panel

Monocrystalline PERC Panel with Half-Cut Cell Technology and Integrated Power Optimiser

SPV370-R60JWMG, SPV375-R60JWMG

For Australia



PV to grid solution including full service from SolarEdge

- 25-year panel warranty and performance warranty
- Easy installation with the Power Optimiser pre-assembled on the panel
- Optimized energy output by constantly tracking the maximum power point (MPPT) of each panel individually
- Built-in SafeDC™ enabling module-level voltage shutdown whenever inverter or AC power is turned off, for maximum installer and firefighter safety
- Specifically designed to work with SolarEdge inverters
- Full visibility of system performance from panel
- Excellent mechanical loading and shock resistance performance
- Detects abnormal PV connector behavior, reducing potential safety issues
- Faster installations with simplified cable management

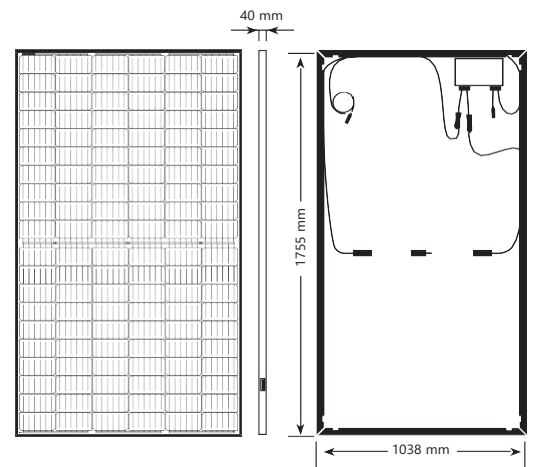
/ Smart Panel For Australia

SPV370-R60JWMG, SPV375-R60JWMG

PANEL ELECTRICAL PROPERTIES			
STC ⁽¹⁾	SPV370-R60JWMG	SPV375-R60JWMG	
Panel Power	370	375	W
Max. Power Voltage (Vmp)	34.08	34.28	V
Max. Power Current (Imp)	10.86	10.95	A
Open Circuit Voltage (Voc)	41.30	41.50	V
Short Circuit Current (Isc)	11.37	11.46	A
Maximum System Voltage		1000	Vdc
Maximum Series Fuse Rating		20	A
Panel Efficiency	20.31	20.59	%
NMOT ⁽²⁾			
Panel Power	278.5	282.2	W
Max. Power Voltage (Vmp)	32.05	32.22	V
Max. Power Current (Imp)	8.69	8.76	A
Open Circuit Voltage (Voc)	38.99	39.18	V
Short Circuit Current (Isc)	9.15	9.23	A

* Measurement tolerance: Pmax: ±3%, Voc: ±3%, Isc: ±5%

PANEL MECHANICAL PROPERTIES		
Cells	120 (6 x 20)	
Cell Type	Monocrystalline PERC	
Cell Dimensions	166 x 83	mm
Dimensions (L x W x H)	1755 x 1038 x 40	mm
Front Side Maximum Load (Snow)	5400	Pa
Rear Side Maximum Load (Wind)	2400	Pa
Weight (with Power Optimiser)	20.2	kg
Front Glass	3.2mm, coated tempered glass	
Frame	Black anodized aluminum	
Junction Box	IP68, three diodes	
Connector Type	MC4 EVO2	
Operating Temperature	-40 to +85	°C
Packaging Information (units per pallet)	26	



CERTIFICATIONS & WARRANTY		
Panel Certifications	IEC61215:2016, IEC61730:2016, AU listing CEC	
Product Warranty	Power Optimiser — 25-year warranty, Panel — 25-year warranty	
Output Warranty of Pmax	25-year linear panel warranty ⁽³⁾	

TEMPERATURE CHARACTERISTICS		
Temperature Coefficient Power (Pm)	-0.37	% / °C
Temperature Coefficient Voltage (Voc)	-0.29	% / °C
Temperature Coefficient Current (Isc)	0.04	% / °C
Operating Cell Temperature (NMOT)	43 ± 2	°C

(1) STC: Irradiance 1000 W/m², Cell Temperature 25°C, Air Mass AM1.5
 (2) NMOT: Irradiance at 800 W/m², Ambient Temperature 20°C, Wind Speed 1 m/s
 (3) 1st year: 97.5%, 83.1% power output over 25 years

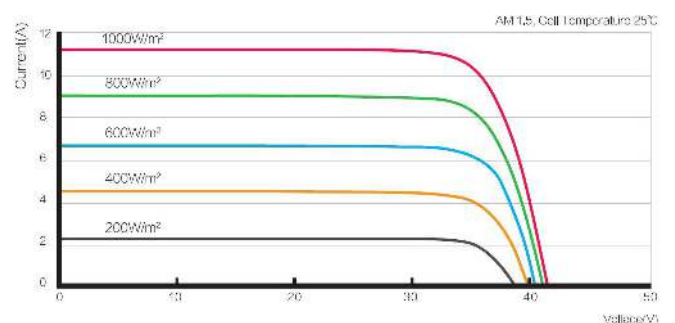
Linear Warranty

25-Year Product Warranty
+ 25-Year Linear Power Warranty



Made in China

Panel I-V Curve (SPV370-R60JWMG)



/ Smart Panel For Australia

SPV370-R60JWMG, SPV375-R60JWMG

		S440	UNIT
INPUT			
Rated Input DC Power ⁽¹⁾		440	W
Absolute Maximum Input Voltage (Voc)		60	Vdc
MPPT Operating Range		8 - 60	Vdc
Maximum Short Circuit Current (Isc) of Connected PV Panel		14.5	Adc
Maximum Efficiency		99.5	%
Weighted Efficiency		98.6	%
Overvoltage Category		II	
OUTPUT DURING OPERATION			
Maximum Output Current		15	Adc
Maximum Output Voltage		60	Vdc
OUTPUT DURING STANDBY (POWER OPTIMISER DISCONNECTED FROM INVERTER OR INVERTER OFF)			
Safety Output Voltage per Power Optimiser		1 ± 0.1	Vdc
STANDARD COMPLIANCE			
EMC		FCC Part 15 Class B, IEC61000-6-2, IEC61000-6-3, CISPR11, EN-55011	
Safety		IEC62109-1 (class II safety), UL1741	
Material		UL94 V-0, UV Resistant	
RoHS		Yes	
Fire Safety		VDE-AR-E 2100-712:2013-05	
INSTALLATION SPECIFICATIONS			
Maximum Allowed System Voltage		1000	Vdc
Dimensions (W x L x H)		129 x 153 x 30	mm
Weight (including cables)		655	gr
Input Connector		MC4	
Input Wire Length		0.1	m
Output Connector		MC4	
Output Wire Length		(+) 2.3, (-) 0.10	m
Operating Temperature Range ⁽²⁾		-40 to +85	°C
Protection Rating		IP68 / NEMA6P	
Relative Humidity		0 - 100	%

(1) Rated power of the panel at STC will not exceed the Power Optimiser Rated Input DC Power. Panels with up to +5% power tolerance are allowed

(2) For ambient temperature above +70°C / +158°F power de-rating is applied. Refer to Power Optimisers Temperature [De-Rating Technical Note](#) for more details

PV System Design Using a SolarEdge Inverter		Single Phase Genesis / Energy Hub	Three Phase Residential	Three Phase Commercial	
Minimum String Length (Power Optimisers)	S440	8	9	16	
Maximum String Length (Power Optimisers)		25	25	50	
Maximum Nominal Power per String ⁽³⁾		5700 (6000 with SE8250H, SE10000H)	5625	11250 ⁽⁴⁾	W
Parallel Strings of Different Lengths or Orientations			Yes		

(3) If the inverters rated AC power ≤ maximum nominal power per string, then the maximum power per string will be able to reach up to the inverters maximum input DC power
Refer to: <https://www.solaredge.com/sites/default/files/se-single-string-power-optimizer-application-note-aus.pdf>



(4) For the 230/400V grid: it is allowed to install up to 13,500W per string when the maximum power difference between each string is 2,000W

(5) It is not allowed to mix SPVxxx-R60DWMG and SPVxxx-R60JWMG in new installations

SolarEdge is a global leader in smart energy technology. By leveraging world-class engineering capabilities and with a relentless focus on innovation, SolarEdge creates smart energy solutions that power our lives and drive future progress.

SolarEdge developed an intelligent inverter solution that changed the way power is harvested and managed in photovoltaic (PV) systems. The SolarEdge DC optimized inverter maximizes power generation while lowering the cost of energy produced by the PV system.

Continuing to advance smart energy, SolarEdge addresses a broad range of energy market segments through its PV, storage, EV charging, UPS, and grid services solutions.

-  SolarEdge
-  @SolarEdgePV
-  @SolarEdgePV
-  SolarEdgePV
-  SolarEdge
-  www.solaredge.com/corporate/contact

solaredge.com

© SolarEdge Technologies, Ltd. All rights reserved. SOLAREEDGE, the SolarEdge logo, OPTIMIZED BY SOLAREEDGE are trademarks or registered trademarks of SolarEdge Technologies, Inc. All other trademarks mentioned herein are trademarks of their respective owners. Date: 09/2021 DS-000085-1.4-AUS Subject to change without notice.

Cautionary Note Regarding Market Data and Industry Forecasts: This brochure may contain market data and industry forecasts from certain third-party sources. This information is based on industry surveys and the preparer's expertise in the industry and there can be no assurance that any such market data is accurate or that any such industry forecasts will be achieved. Although we have not independently verified the accuracy of such market data and industry forecasts, we believe that the market data is reliable and that the industry forecasts are reasonable.