



N TYPE TOPCON 440W SK9609TDGDC

TOPCon 16BB Half-cut Bifacial
Dual-Glass Module



AKCOME MODULE
**KOOKABURRA
SERIES**



Like us



Follow us



@AkcomeAustralia

www.akcome.com.au

TOPCon Technology

30
years

Product warranty on materials and workmanship

30
years

Linear power output warranty

*Subject to the terms and conditions contained in the applicable Warranty Statement. Also this 30-year limited product warranty is available only for products installed and operating on residential and commercial rooftops in Australia.

LCOE N-type Topcon technology for lower LCOE

Fire Fire class A, harsh environment adaptability

PID Anti-PID Design

Power Double-sided power generation, higher income

Shield Robust Mechanical Durability



440W

Topcon 16BB Half-cut Bifacial
Dual-Glass Module

KOOKABURRA SERIES

ELECTRICAL PARAMETERS @ STC

	420	425	430	435	440
Max. Power Output Pmax (W)	420	425	430	435	440
Power Tolerance	0~+5W	0~+5W	0~+5W	0~+5W	0~+5W
Max. Power Voltage Vmp (V)	31.70	31.91	32.12	32.33	32.46
Max. Power Current Imp (A)	13.25	13.32	13.39	13.46	13.56
Open Circuit Voltage Voc (V)	38.32	38.53	38.74	38.95	39.20
Short Circuit Current Isc (A)	14.00	14.08	14.16	14.24	14.28
Module Efficiency (%)	21.51	21.77	22.02	22.28	22.53

*STC (Standard Test Condition): Irradiance 1000W/m², Cell Temperature 25°C, Air Mass 1.5
*Measurement Tolerance (±3.0%)

Integrated Power @ STC (Reference to 420W front)

Power Gains	5%	10%	15%	20%	25%
Max. Power Output Pmax (W)	455	477	483	504	525
Max. Power Voltage Vmp (V)	32.70	32.70	31.70	31.70	31.70
Max. Power Current Imp (A)	13.91	14.58	15.24	15.90	16.56
Open Circuit Voltage Voc (V)	38.32	38.32	39.32	39.32	39.32
Short Circuit Current Isc (A)	14.07	15.40	16.10	16.80	17.50

TEMPERATURE COEFFICIENTS

Temperature Coefficients of Pmp	-0.30%/°C
Temperature Coefficients of Voc	-0.25%/°C
Temperature Coefficients of Isc	+0.046%/°C

MECHANICAL PARAMETERS

Cell Type	Topcon 182x91mm
Number of Cells	108pcs(6x18)
Dimensions (L*W*H)	1722x1134x30mm
Weight	21kg
Frame	Anodised Aluminum
Junction Box	IP68, 3 bypass diodes
Cable, Length	4.0mm ² , 300mm
Connectors	Jinko:JK03M, Stäubli:Genuine MC4

OPERATING CONDITION

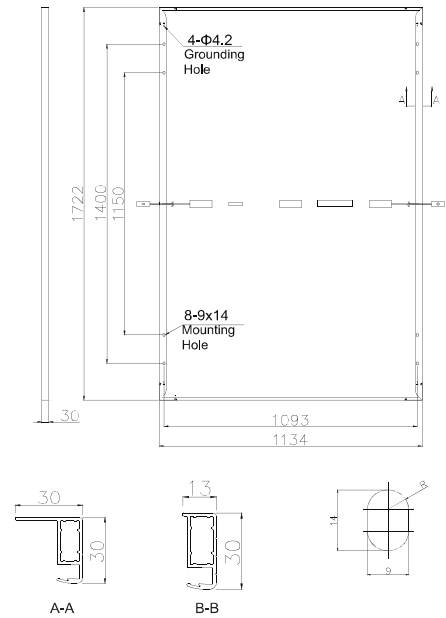
Maximum System Voltage(V)	1500(DC)
Operating Temperature(°C)	-40~+85
Max. Wind Load / Snow Load(Pa)	2400/5400
Max. Series Fuse Rating(A)	30
Fire Rating	Class A
Bifaciality	80±5%
NOCT	45°C

PACKAGE INFORMATION

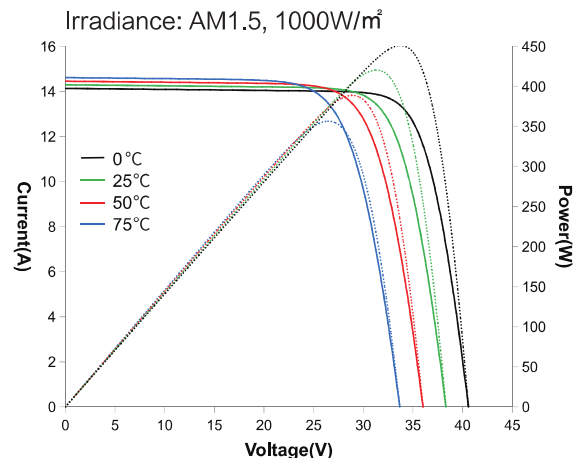
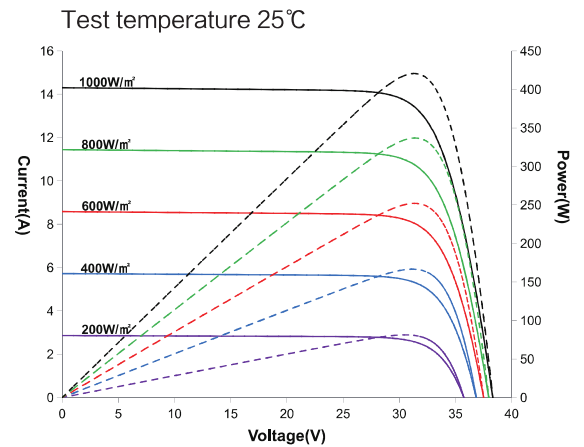
Container 40'HQ	936pcs
Quantity / Pallet	36pcs
Package size: 1750×1120×1254mm;	Net weight: 882kg; Gross weight: 924kg

Ver: 20230415

ASSEMBLY DRAWING (Unit:mm)



I-V CURVES



Made in China



Certificate holder: Suzhou Akcome Optronics Science & Technology Co., Ltd.
Tel: 400-101-7000 Email: modulesales@akcome.com www.akcome.com

All Rights Reserved @ Akcome Optronics Science & Technology Co., Ltd., Any changes, Please take the latest version.